

SAFETY WITH ANIMALS
LESSON 3: Grades K-3
WHY DID MY DOG BITE?

Show-Me Standards: Academic Goals: 1.5, 1.6, 1.10, 2.3, 3.1, 3.2, 4.6, 4.7
Knowledge Goals: Science: 3; Health & Phys Ed: 5

Objective: To increase students' awareness regarding when a dog is most likely to bite.

Materials:

- "When the Dog Bites" handout
- Writing utensils
- Stuffed dogs
- Food bowl
- Dog treat
- Dog bed, bandage
- Tug toy

Method: Introduce this lesson by telling students that most people are bitten by a dog they already know. That includes their own pets and those of neighbors, friends, and family. Most dog bites happen at home.

Children ages 5 to 9 are bitten more often than anyone else. So it's important to learn when dogs are most likely to bite. You can live safely with dogs by remembering to be more careful during those times. Distribute a copy of the "When the Dog Bites" handout to each student.

After following the directions and completing the handout, review the information. Do this by using stuffed dogs and props to pretend that the dog is engaged in different behaviors that make it an unsafe time to approach him. For each behavior, have students tell you if it is safe or unsafe to approach him. Pretend he is:

Eating - dogs may bite when surprised or scared. So don't ever sneak up on pets or bother pets when they are eating.

Sleeping – again, dogs may bite when surprised or scared. Don't sneak up on pets when they are sleeping.

Guarding something – dogs may bite when they are protecting their things like toys, food, puppies, home, owner, or even an owner's car. Avoid teasing dogs behind fences or in cars. Never try to take food, toys, or treats out of a dog's mouth. Get an adult to help if your dog has something he shouldn't.

Sick or hurt - when dogs are sick or hurt, they may bite if you come too close. Stay away from pets that aren't feeling well. Get an adult if you think a dog needs help.

Fighting - dogs may bite people who try to break up a dogfight. Never try to break up a dogfight. Ask an adult for help!

Playing rough - dogs may bite when they're playing rough. Don't play rough with your dog. Try a walk or a game of fetch instead.

Call to Action: Create a bulletin board as a class using pictures from magazines that show when a dog is most likely to bite. You may wish to choose a prominent bulletin board somewhere in the school so that other students may learn from it. Or each student may wish to create a collage poster to take home and share with their family.

Reading: Visit our section entitled *Recommended Children's Literature* for a comprehensive listing of animal-related books.

Web sites: Visit our section entitled *Recommended Web Links* for animal-related web sites.


When the Dog Bites...

You can keep yourself safe by knowing when dogs are most likely to bite.
The following pictures and words show some of those times.

Directions: Draw a line from the picture to the word that describes when a dog may bite.



guarding a treat/toy



protecting property



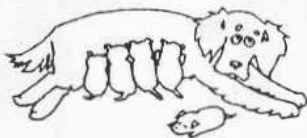
eating




protecting babies




sleeping



chained or tied



hurt or sick



surprised or scared

On the back of this sheet, draw yourself behaving safely around a dog.